



1  Popatrz, przeczytaj i napisz *his* lub *her*.



- 1 Her hair is blond.
- 2 His hair is black.
- 3 \_\_\_\_\_ skirt is short.
- 4 \_\_\_\_\_ trousers are long.
- 5 \_\_\_\_\_ shoes are black.
- 6 \_\_\_\_\_ shoes aren't black.

2  Popatrz i uzupełnij.



1 Her glasses are small . She's got \_\_\_\_\_  
in \_\_\_\_\_ hair.

2 He's got a \_\_\_\_\_ and he's wearing a hat. \_\_\_\_\_ hat is  
small and \_\_\_\_\_ hair is long.

3 Her \_\_\_\_\_ .

4 \_\_\_\_\_ .


3  **Znajdź i napisz.**


~~teeth~~ ~~hand~~ boats ship girl glasses feather

1 They are teeth.

2 It's a hand.

- 3 \_\_\_\_\_
- 4 \_\_\_\_\_
- 5 \_\_\_\_\_
- 6 \_\_\_\_\_
- 7 \_\_\_\_\_



4  **Popatrz na ćwiczenie 3. Przepisz i uzupełnij.**

teeth  
\_\_\_\_\_  
\_\_\_\_\_  
\_\_\_\_\_

face

unit 1

boats  
\_\_\_\_\_  
\_\_\_\_\_  
\_\_\_\_\_

transport

people

girl  
\_\_\_\_\_  
\_\_\_\_\_  
\_\_\_\_\_

1  Popatrz i połącz.



Fiona  
Phil  
Rose  
Tom  
Adam  
Sue

is dancing  
is walking  
is standing  
is juggling  
is jumping  
is drawing

on a line  
with plates  
a picture  
on a big ball  
on one leg  
on chairs

2  Ułóż pytania. Potem odpowiedz.



1 is What name your  
\_\_\_\_\_ ?

2 spell you Can it  
\_\_\_\_\_ ?

3 and run you Can jump  
\_\_\_\_\_ ?

4 you swim Can  
\_\_\_\_\_ ?

**2** Arkusz 2

**3**  Pokoloruj i napisz.

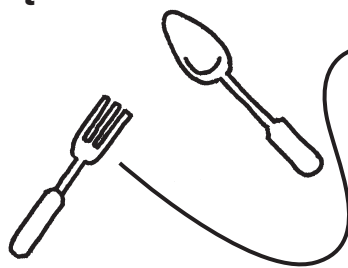


1 I've got a green lamp , ten \_\_\_\_\_ and a \_\_\_\_\_ .


2 I've got a \_\_\_\_\_ sink, a \_\_\_\_\_ and a \_\_\_\_\_ .

3 I've got five \_\_\_\_\_ and a \_\_\_\_\_ .




**4**  Połącz.




fork  
spoon  
knife  
cup  
plate



**5**  Popatrz i zaznacz ✓ (Tak).





1  Popatrz i odpowiedz na pytania.



- 1 Where's my sunhat? It's in the fridge .
- 2 Where's my sweater? It's under the \_\_\_\_\_ .
- 3 Where's my skirt? It's \_\_\_\_\_ .
- 4 Where's my scarf? It's \_\_\_\_\_ .
- 5 Where's my raincoat? It's \_\_\_\_\_ .

2  Popatrz, przeczytaj i wpisz litery.



- 1 It's winter.
- 2 It's hot.
- 3 It's very cold.
- 4 It's an ice castle.
- 5 It's sunny.
- 6 It's got two towers.
- 7 It's a sandcastle.
- 8 It's got four towers.
- 9 It's got three windows.

b

3  Popatrz i napisz.

~~hot~~ cold rainy shorts scarf raincoat



1



2



3

What's the weather like? What are you wearing?

1 It's hot . I'm wearing \_\_\_\_\_ .

2 It's \_\_\_\_\_ . I'm wearing a \_\_\_\_\_ .

3 It's \_\_\_\_\_ . I'm \_\_\_\_\_ .

4  Przeczytaj i wpisz liczby.



3



1 I'm cold.

2 I'm wet.

3 Achoo! I'm sorry.


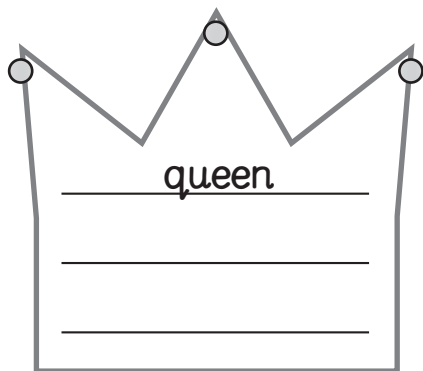
a I've got an umbrella.

b Bless you!

c Do you want a cup of tea?

1  Wpisz słowa w odpowiednie rysunki.

~~queen~~ snake princess spider angry  
owl hungry happy king



2  Popatrz i napisz.



1 I'm sad. \_\_\_\_\_ 2 \_\_\_\_\_ 3 \_\_\_\_\_ 4 \_\_\_\_\_

3  Przeczytaj i wpisz litery.

- 1 I'm hungry.  c
- 2 I'm thirsty.
- 3 I'm tired.
- 4 I'm sad.

- a Smile, please.
- b Sit down.
- c A sandwich for you.
- d Do you want a cup of tea?

4  Popatrz i wpisz liczby.



- 1 It's spring. I'm sad.
- 2 It's cold. I'm happy.
- 3 It's sunny. I'm worried.
- 4 It's winter. It's snowing. Children are happy.

5  Przeczytaj i uzupełnij.

# A SCARY STORY!

It's



\_\_\_\_\_ stormy \_\_\_\_\_ . The



are falling. The



\_\_\_\_\_ is moving.

Is it a



\_\_\_\_\_ ? No, it's a



!

We are



\_\_\_\_\_ and



Let's



\_\_\_\_\_ !




1  **Przeczytaj i odpowiedz na pytania.**




1 Is it a lion?

No, it's a tiger.




2 Is it a horse?



3 Is it a zebra?



4 Is it a rhino?



5 Is it a snake?



6 Is it a mouse?

2  **Przeczytaj i napisz.**

~~monkey~~ ~~tiger~~ horse hippo rhino giraffe antelope bear  
lion crocodile snake panda dog shark

They eat meat: tiger

They eat grass, leaves and fruit: monkey

3  Popatrz i uzupełnij.




1 I'm feeding the horse . It eats apples .

2 I'm feeding the \_\_\_\_\_ . It eats \_\_\_\_\_ .



3 I'm feeding the \_\_\_\_\_ . It eats \_\_\_\_\_ .

4 I'm feeding the \_\_\_\_\_ . It eats \_\_\_\_\_ .

4  Podpisz obrazki. Potem napisz.



leaves






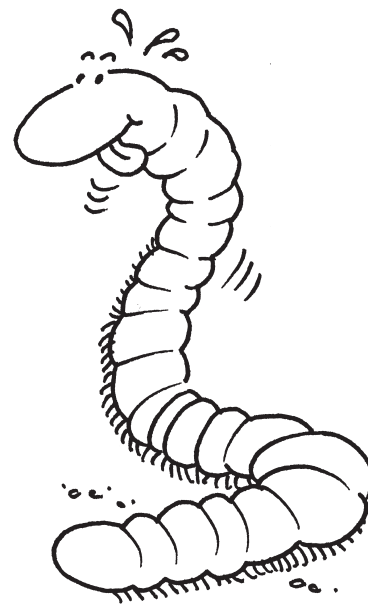
1 Insects eat leaves.

2 \_\_\_\_\_

3 \_\_\_\_\_

1  **Zakreśl słowa i odczytaj hasło.**

S	T	I	C	K	I	N	S	E	C	T
C	B	U	G	B		A	F	T	E	R
B	U	T	T	E	R	F	L	Y		F
P	I	B	E	E	T	L	E	L	L	L
M	O	T	H	A	R		A	N	T	Y
G	R	A	S	S	H	O	P	P	E	R



It's a \_\_\_\_\_ .

2  **Przeczytaj i uzupełnij.**

**John:** It's got 6 legs but it hasn't got horns.

**Sue:** It's got 6 legs.

**Adam:** It can't swim.

	fish	stick insect	beetle	spider
John				
Sue				
Adam				
Beth				

**Who has what?**

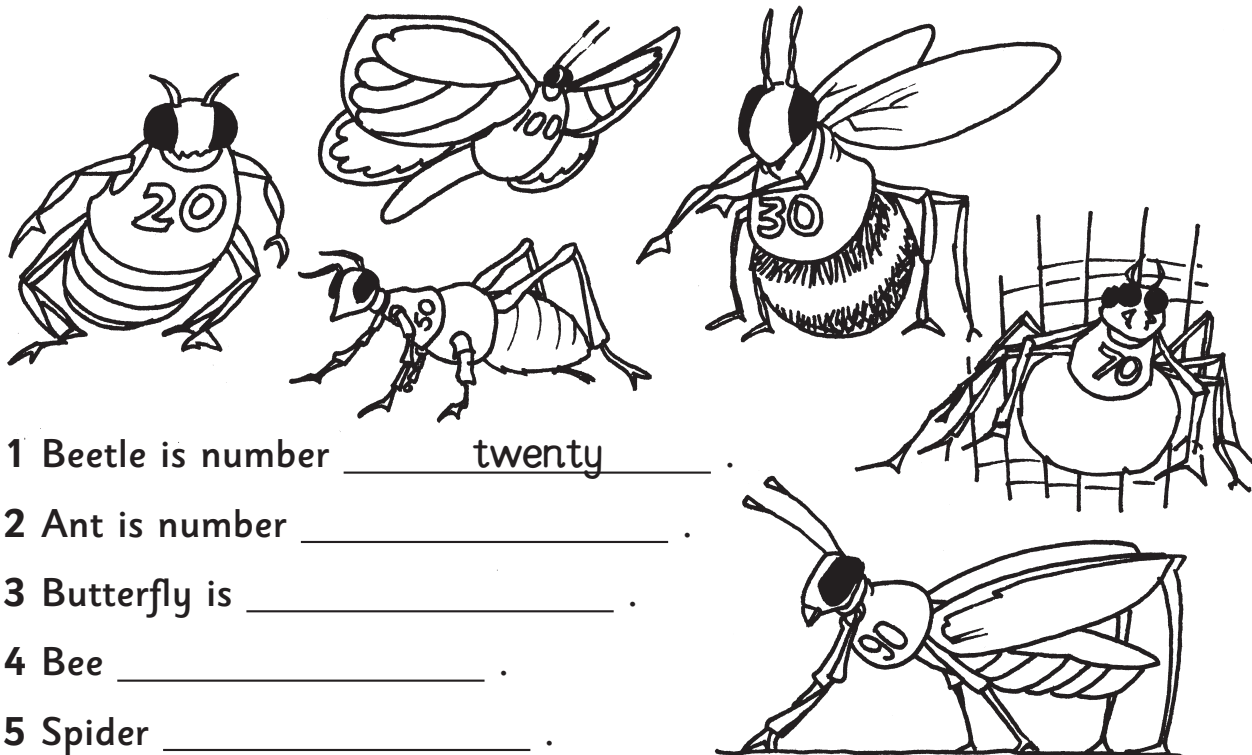
John has got \_\_\_\_\_ .

Sue has got \_\_\_\_\_ .

Adam has got \_\_\_\_\_ .

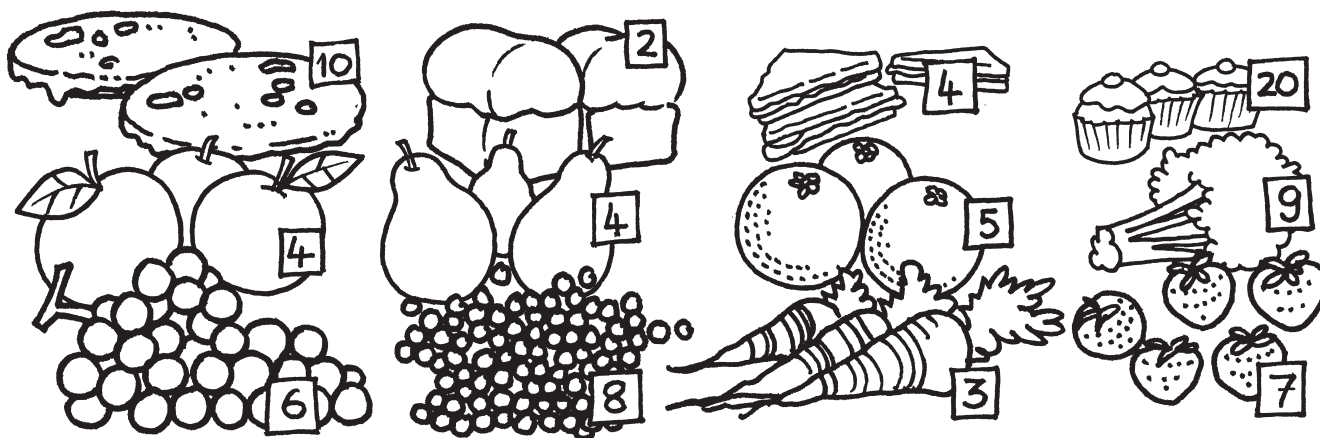
Beth has got \_\_\_\_\_ .

3 Popatrz i uzupełnij.



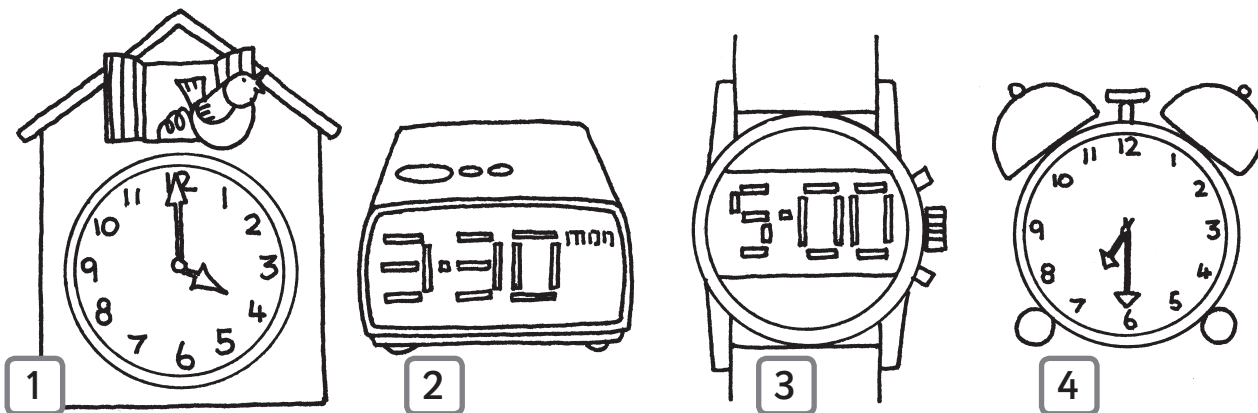
- 1 Beetle is number \_\_\_\_\_ twenty \_\_\_\_\_.
- 2 Ant is number \_\_\_\_\_.
- 3 Butterfly is \_\_\_\_\_.
- 4 Bee \_\_\_\_\_.
- 5 Spider \_\_\_\_\_.

4 Popatrz i napisz.



- 1 The apples are behind the grapes and next to the pears.
- 2 The bread is \_\_\_\_\_ the pears.
- 3 The carrots are \_\_\_\_\_ the oranges.
- 4 The broccoli is \_\_\_\_\_ the cakes and \_\_\_\_\_ the strawberries.
- 5 The peas are \_\_\_\_\_ the pears and \_\_\_\_\_ the grapes.

1  Popatrz i napisz.







1 It's four o'clock .

2 It's M , half past .

3 It's \_\_\_\_\_ .

4 \_\_\_\_\_ .


2  Zapytaj dwóch kolegów lub koleżanki. Potem napisz.

		Me		
1 What time do you _____ ?				
2 What time do you _____ ?				
3 What time do you _____ ?				
4 What time do you _____ ?				

I get up at 7 and Mary gets up at 8 o'clock.


3  Popatrz i wpisz cyfry.

1 play computer games






2 go to the cinema






3 go to the library

4 go climbing

5 watch TV

6 ride a bike






4  Popatrz i napisz.



School year

I get up at \_\_\_\_\_ .

I go to school at \_\_\_\_\_ .

I go home at \_\_\_\_\_ .

I go to bed at \_\_\_\_\_ .



Holidays





\_\_\_\_\_ .

\_\_\_\_\_ .

\_\_\_\_\_ .

\_\_\_\_\_ .

1  Rozwiąż rebusy. Potem napisz.

 <p>1 _____ skydiving _____</p>	 <p>2 _____</p>
 <p>3 _____</p>	 <p>4 _____</p>

- 1 Tom ☹️      Tom doesn't like skydiving.
- 2 Chris 😊      Chris \_\_\_\_\_
- 3 Bill 😊      Bill \_\_\_\_\_
- 4 Dorothy ☹️      \_\_\_\_\_

2  Popatrz i wpisz liczby.



1


1 Do you like reading books?



2 Do you like playing computer games?



3 Do you like listening to music?



4 Do you like surfing the net?

3  Przeczytaj i uzupełnij.

play go like

Dad	baseball	8:00 (Friday, Sunday)
Mum	tennis	2:30 (Monday)
Beth	dancing	4:00 (Tuesday)
Adam	football	3:30 (Wednesday)

Hi, I'm Adam. I'm American. I've got one sister. We are all sports fans. Beth likes dancing . She goes \_\_\_\_\_ at 4 o'clock on \_\_\_\_\_ . My dad \_\_\_\_\_ . He \_\_\_\_\_ at \_\_\_\_\_ on \_\_\_\_\_ . My mum \_\_\_\_\_ . She \_\_\_\_\_ . And I like \_\_\_\_\_ . I \_\_\_\_\_ .

Write about your family,  
Adam

4  Połącz słowa o przeciwnych znaczeniach.

- |          |         |
|----------|---------|
| 1 sister | white   |
| 2 sunny  | sad     |
| 3 hot    | cold    |
| 4 summer | cloudy  |
| 5 happy  | winter  |
| 6 black  | brother |



**1**  **Popatrz i podpisz.**


~~spring~~ winter autumn summer



1 spring



2 \_\_\_\_\_



3 \_\_\_\_\_



4 \_\_\_\_\_

**2**  **Popatrz na ćwiczenie 1. Znajdź i pokoloruj.**

snowman trunks shells kite scarf  
grass sandcastle raincoat waves

**3**  **Przeczytaj i napisz, której pory roku dotyczy zdanie.**

1 She's jumping over puddles. spring

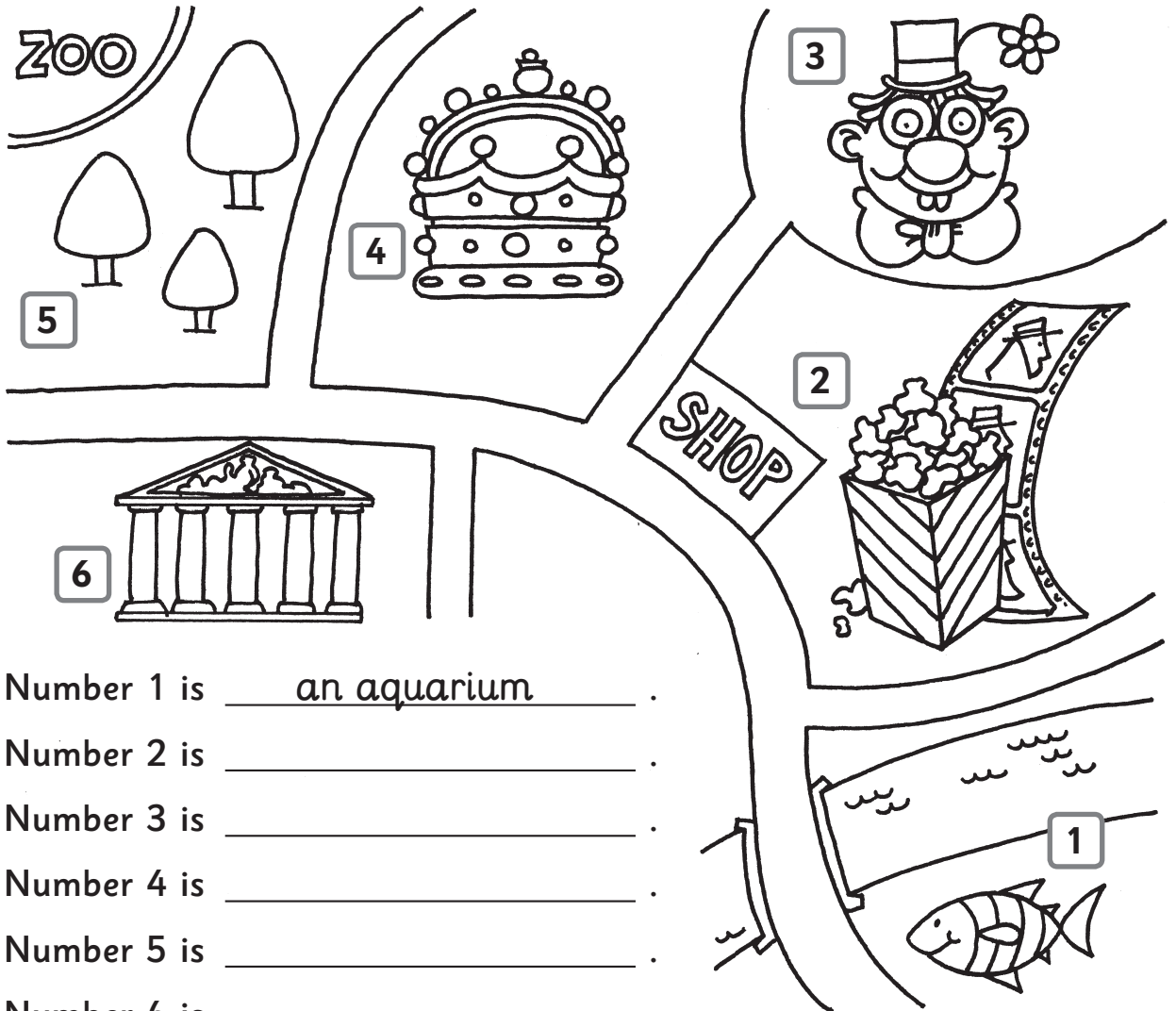
2 He's flying a kite. \_\_\_\_\_

3 She's hiding behind the ice castle. \_\_\_\_\_

4 The leaves are falling. \_\_\_\_\_

5 The shells are in front of the sandcastle. \_\_\_\_\_

**1**  **Popatrz i podpisz.**




- Number 1 is an aquarium .
- Number 2 is \_\_\_\_\_ .
- Number 3 is \_\_\_\_\_ .
- Number 4 is \_\_\_\_\_ .
- Number 5 is \_\_\_\_\_ .
- Number 6 is \_\_\_\_\_ .

**2**  **Popatrz i zaznacz (✓) (Tak) lub (X) (Nie).**

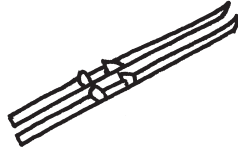
- 1 There's a museum next to the aquarium.
- 2 There's an aquarium in front of the museum.
- 3 There's a park in front of the zoo.
- 4 There's a garden next to the zoo.
- 5 There's a shop next to the cinema.
- 6 There's a circus behind the park.

**1**  **Popatrz i napisz.**

~~racket~~ life jacket shuttlecock swimsuit skipping rope  
fishing rod goggles snorkel skis



1 racket



2 \_\_\_\_\_



3 \_\_\_\_\_




4 \_\_\_\_\_



5 \_\_\_\_\_




6 \_\_\_\_\_



7 \_\_\_\_\_



8 \_\_\_\_\_



9 \_\_\_\_\_

**2**  **Znajdź i zakreśl słowa.**

tennis fishing skiing swimming diving jumping sailing

**3**  **Uzupełnij zdania wyrazami z ćwiczenia 1 i 2.**

- 1 You need a racket for tennis .
- 2 You need \_\_\_\_\_ for \_\_\_\_\_ .
- 3 You need \_\_\_\_\_ for \_\_\_\_\_ .
- 4 You need \_\_\_\_\_ for \_\_\_\_\_ .
- 5 You need \_\_\_\_\_ for \_\_\_\_\_ .